



Glass...The Way It Is
Current Conditions – Southeast and Beyond
The Good, The Bad, and The Ugly

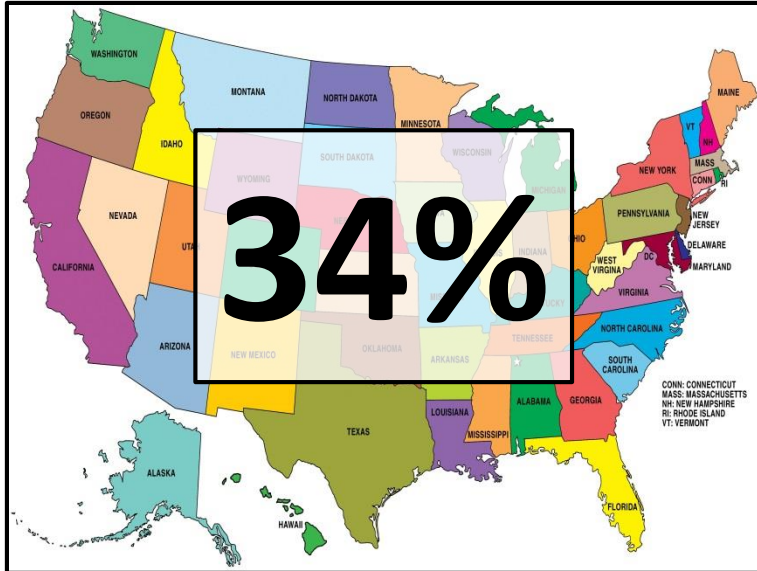
Myles Cohen
Pratt Industries

Glass...The Way It Is The Good, The Bad, The Ugly

- **Good**
 - Infinitely Recyclable many, many times
 - Bottle-to-Bottle recycling = Highest and Best use
 - 34% Recycling Rate; Is that “Good?”
- **Bad**
 - High Cost to Recycle with Single-Stream
 - Causes Contamination; and Gets Contaminated (Lose/Lose)
- **Ugly**
 - Most Glass that IS recycled...is NOT Recycled
 - Safety Implications
 - Effect on entire supply chain...beyond the MRF

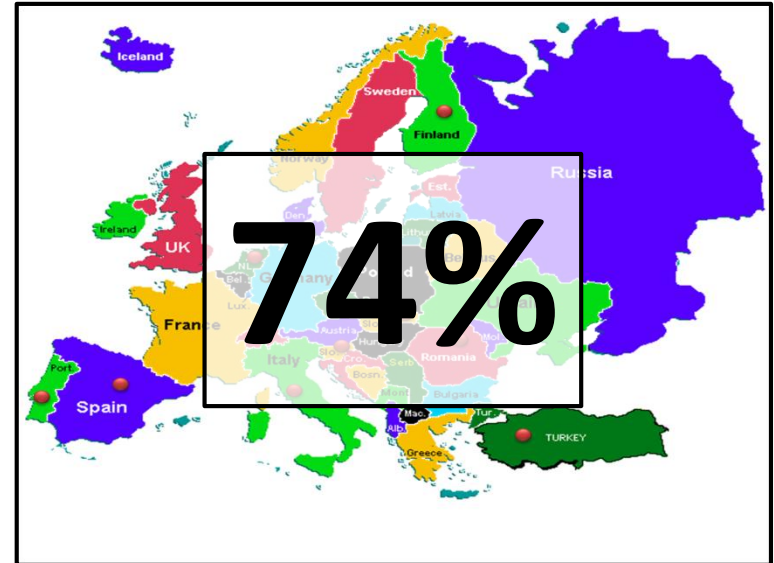
Glass...The Way It Is

Recycling Rates



CDL States = 63%

Non-Deposit States = 24%



Sweden 95%+

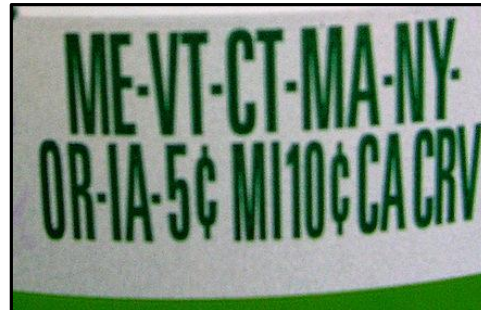
That's a big difference – What can we learn?

Glass...The Way It Is

Recycling Rate

USA

2 Primary Methods



Europe

Source Separation



Glass...The Way It Is

- Most Glass that Is recycled is NOT Recycled –What?
“We’re lost but we’re making good time”
-Yogi Berra
 - “Some” glass goes “bottle-to-bottle”
 - But most glass goes to:
 - Aggregate
 - Landfill Cover
 - Other beneficial uses; but NOT infinitely recycled
 - Much recycled glass ends up in landfills
 - If not from MRFs, from later in supply chain
 - Becomes Non-Recyclable PRIOR to getting to MRF Glass equipment (too small, too contaminated to “save”)

Glass...Beyond the MRF

- **Glass that is Recycled that never gets Recycled**
(ends up in paper bales or other commodity bales, ultimately landfill)



Glass...The Way It Should Be

- Collaborative efforts to find better solution
 - GRC
- Aggressive drop-off programs
- More uses for recycled glass

Glass...Somehow we need to get to this....

It can be done

